



ಬೃಹತ್ ಬೆಂಗಳೂರು ಮಹಾನಗರ ಪಾಲಿಕೆ
Bruhat Bengaluru Mahanagara Palike



BBMP COVID-19 WAR ROOM 28.05.2022



OVERVIEW OF COVID-19 IN BENGALURU



CASE TRENDS

ACTIVE CASES **1,804**

Confirmed Cases

175

17,87,148 #

Recovered Cases

125

17,68,380 #

Death Cases

0

16,964 #



HOSPITALIZATION

2

ICU – V

-

ICU

-

HDU

-

General

2

INCLUDES GOVT. QUOTA AND PRIVATE WALK-IN HOSPITALIZATION



VACCINATION

15,164

1,91,47,625 #

First Dose

2,244

95,32,094 #

Second Dose

6,936

90,23,378 #

Precaution Dose

5,984

5,92,153 #



TRIAGING

MTU

13

Tele Triage

76



ACTIVE CLUSTERS

5

Budding Clusters (<5 Cases)

3

Clusters (> 5 cases)

2



TESTING

14,029

2,97,18,244 #

RAT

3,043

RTPCR

10,986

Positivity : 1.22%

*FOR LAST 7 DAYS

: indicates cumulative numbers till date



ABSTRACT OF COVID-19 SCENARIO IN BENGALURU



	MALE			FEMALE			TRANSGENDER			TOTAL		
	Last 24 Hours	Last 7 Days	Cumulative	Last 24 Hours	Last 7 Days	Cumulative	Last 24 Hours	Last 7 Days	Cumulative	Last 24 Hours	Last 7 Days	Cumulative
Positive Cases	91	605	10,57,115	84	438	7,29,842	0	0	191	175	1,043	17,87,148
Recovered Cases	70	506	10,44,825	55	312	7,23,372	0	0	183	125	818	17,68,380
Death Cases	0	0	10,745	0	0	6,215	0	0	4	0	0	16,964
Total Tests Done	In Last 24 hrs. : 14,029			In last 7 days : 85,535			Cumulative : 2,97,18,244					
Vaccine Doses Administered	In Last 24 hrs. : 15,164			In last 7 days : 82,494			Cumulative : 1,91,47,625					
ACTIVE CASES									1,804			

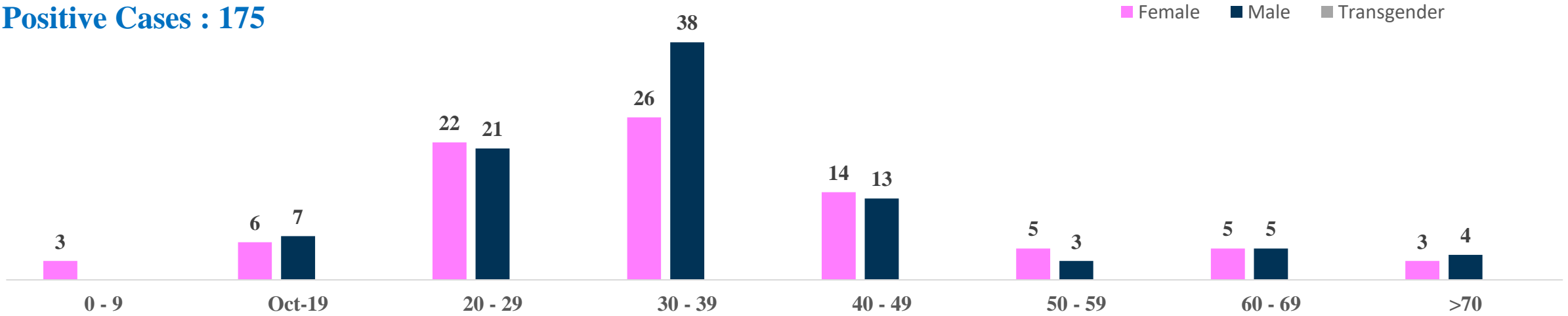
*Covid deaths occurred today : 00 | Covid deaths occurred beyond last 24 hrs., reported today : 00



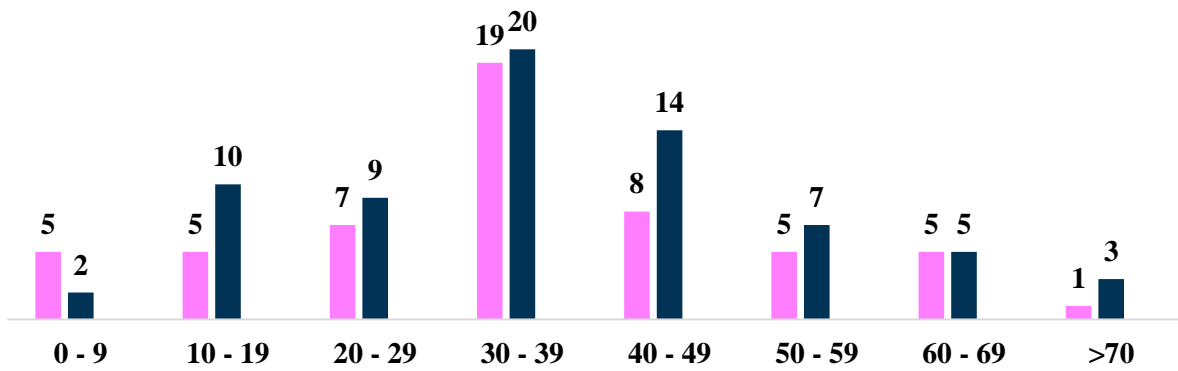
LAST 24 HOURS AGE GROUP AND GENDER WISE DISTRIBUTION



Positive Cases : 175



Recovered Cases : 125



Death Cases : 0

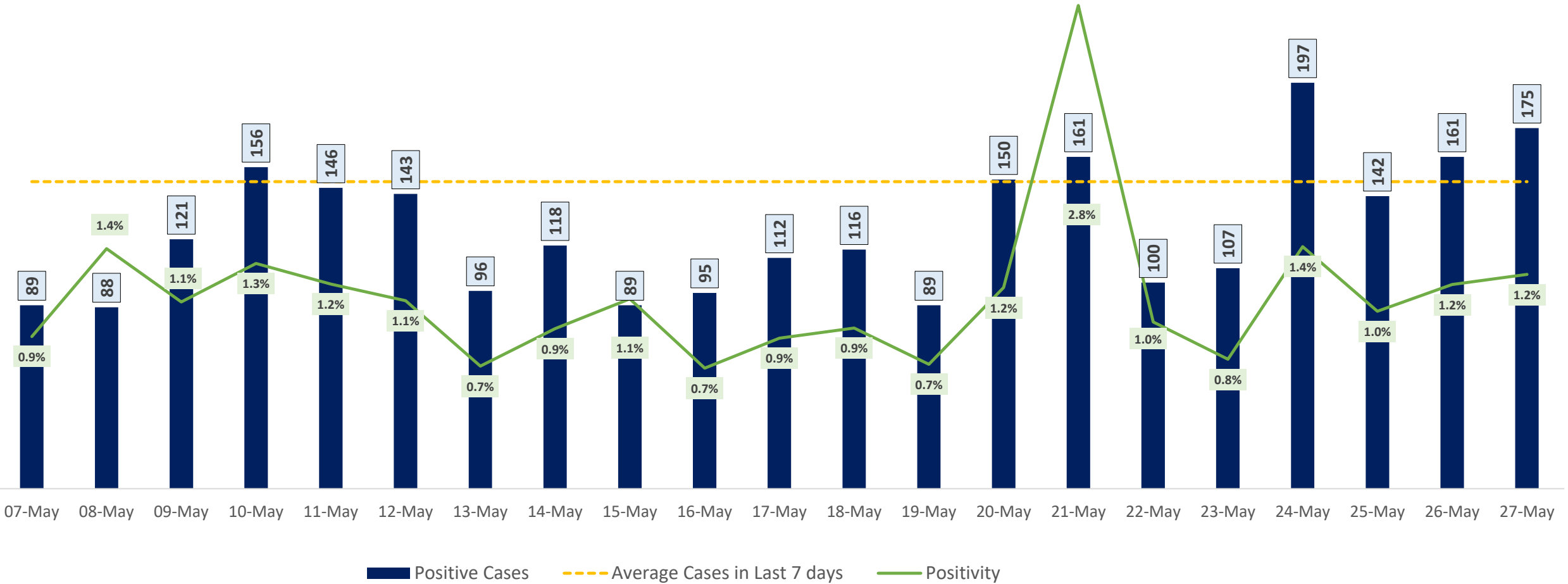




POSITIVITY RATE OF BENGALURU – LAST 21 DAYS



Average Cases in Last 7 days : 149

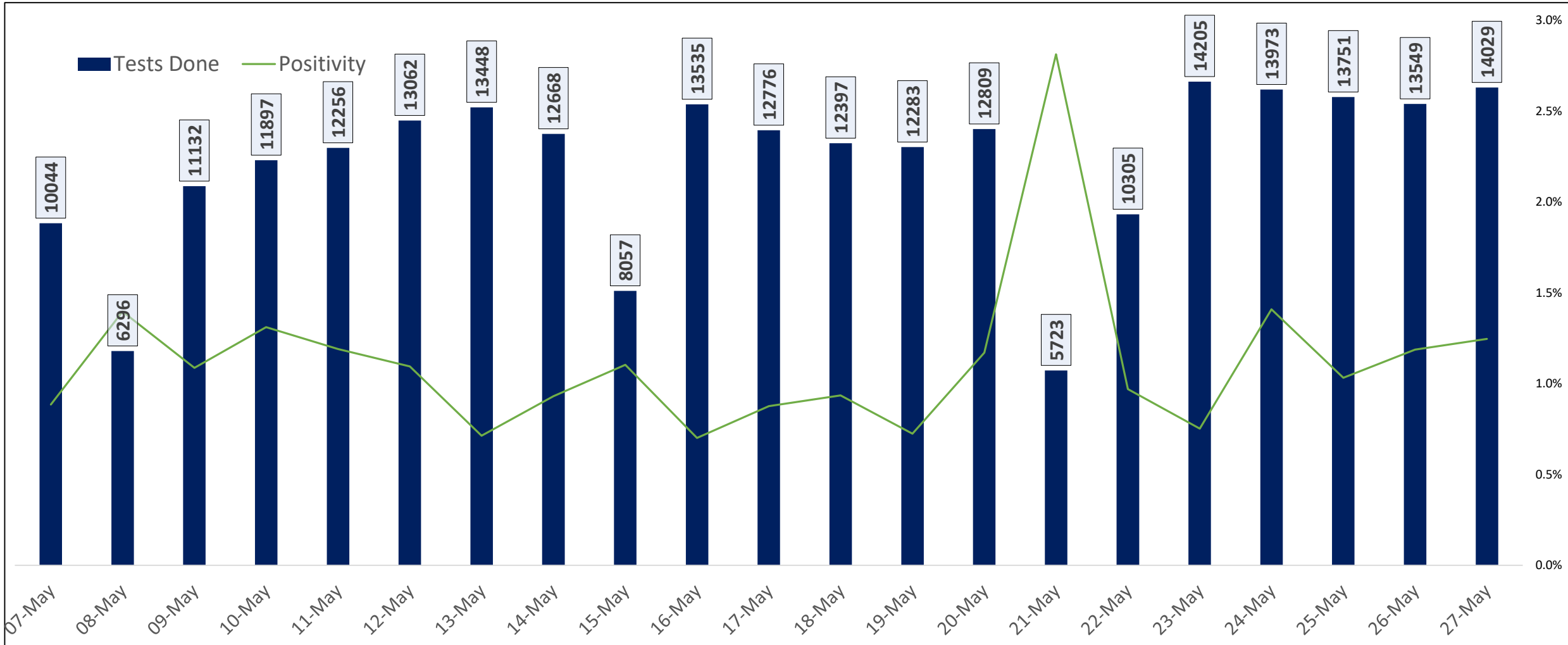




TESTING TRENDS IN BENGALURU



Total Test Conducted Till Date	Test Conducted Last 24 hours	Last 7 Days Average
2,97,18,244	14,029	12,219



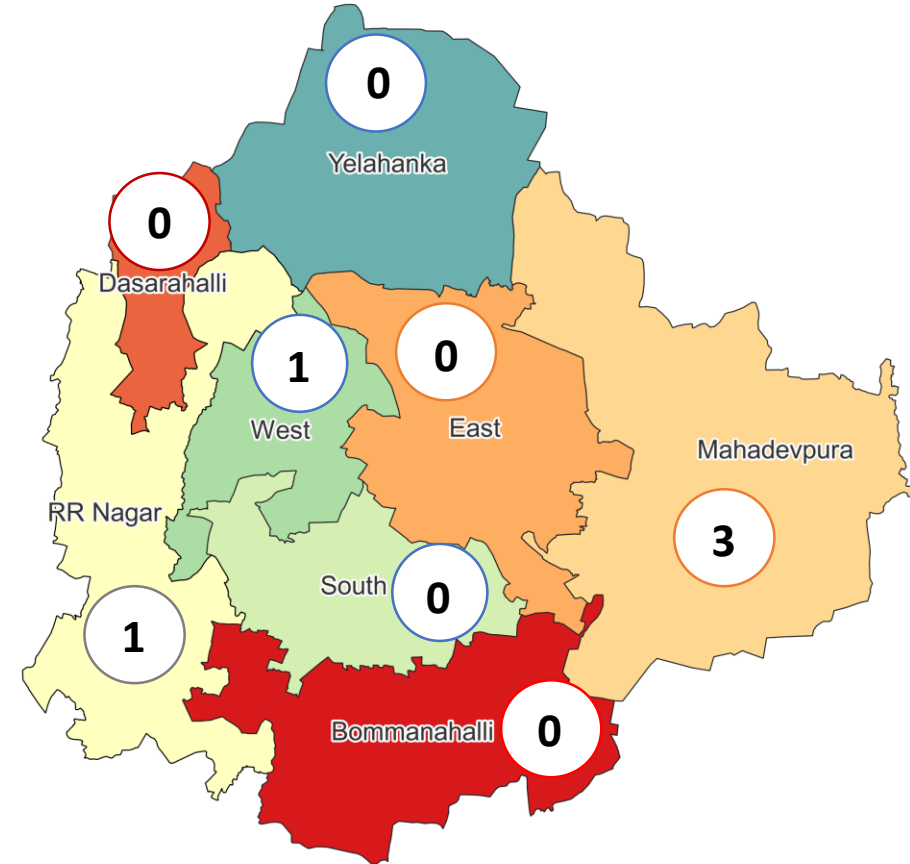


CLUSTER DETAILS



Zone Name	TOTAL CLUSTERS	Budding Clusters	Clusters	Outbreaks
		Less Than 5 Cases	5 To 14 Cases	More Than 14 Cases
BOMMANAHALLI	0 (-)	0 (-)	0 (-)	0 (-)
DASARAHALLI	0 (-)	0 (-)	0 (-)	0 (-)
EAST	0 (-)	0 (-)	0 (-)	0 (-)
MAHADEVPURA	3 (-)	2 (-)	1 (-)	0 (-)
RR NAGAR	1 (-)	0 (-)	1 (-)	0 (-)
SOUTH	0 (-)	0 (-)	0 (-)	0 (-)
WEST	1 (-)	1 (-)	0 (-)	0 (-)
YELAHANKHA	0 (-)	0 (-)	0 (-)	0 (-)
TOTAL	5 (-)	3 (-)	2 (-)	0 (-)

Total Active Clusters



Types of Clusters

Zone Name	Apartments/ Villa	Individual House	Hostels/Quarters	Others	Schools/Colleges
BOMMANAHALLI	0 (-)	0 (-)	0 (-)	0 (-)	0 (-)
DASARAHALLI	0 (-)	0 (-)	0 (-)	0 (-)	0 (-)
EAST	0 (-)	0 (-)	0 (-)	0 (-)	0 (-)
MAHADEVPURA	2 (-)	1 (-)	0 (-)	0 (-)	0 (-)
RR NAGAR	0 (▼1)	1 (-)	0 (-)	0 (-)	0 (-)
SOUTH	0 (-)	0 (-)	0 (-)	0 (-)	0 (-)
WEST	1 (▲1)	0 (-)	0 (-)	0 (-)	0 (-)
YELAHANKHA	0 (-)	0 (-)	0 (-)	0 (-)	0 (-)
TOTAL	3 (-)	2 (-)	0 (-)	0 (-)	0 (-)

▲▼ : Shows increase and decrease in numbers as compared to previous day



GOVT. QUOTA COVID BED STATUS AS ON 28.05.2022



SR. NO.	Facility Type	No. of Hospital	Total Allocated Beds for C+ Patients					Occupied Beds for C+ Patients					Net Available Beds for C+ Patients				
			Gen Beds	HDU	ICU Beds	ICU-V	Total	Gen Beds	HDU	ICU Beds	ICU-V	Total	Gen Beds	HDU	ICU Beds	ICU-V	Total
1	Government Medical Colleges	4	120	255	33	27	435	0	0	0	0	0	120	255	33	27	435
2	Government Hospitals	18	637	292	74	95	1,098	0	0	0	0	0	637	292	74	95	1,098
3	Private Medical Colleges	12	178	200	66	35	479	0	0	0	0	0	178	200	66	35	479
4	Private Hospitals	32	181	61	49	42	333	0	0	0	0	0	181	61	49	42	333
5	Covid Care Centre	1	50					0					50				
Total Beds		67	1,166	808	222	199	2,395	0	0	0	0	0	1,166	808	222	199	2,395

* Status as on 28.05.2022 – 05:40PM

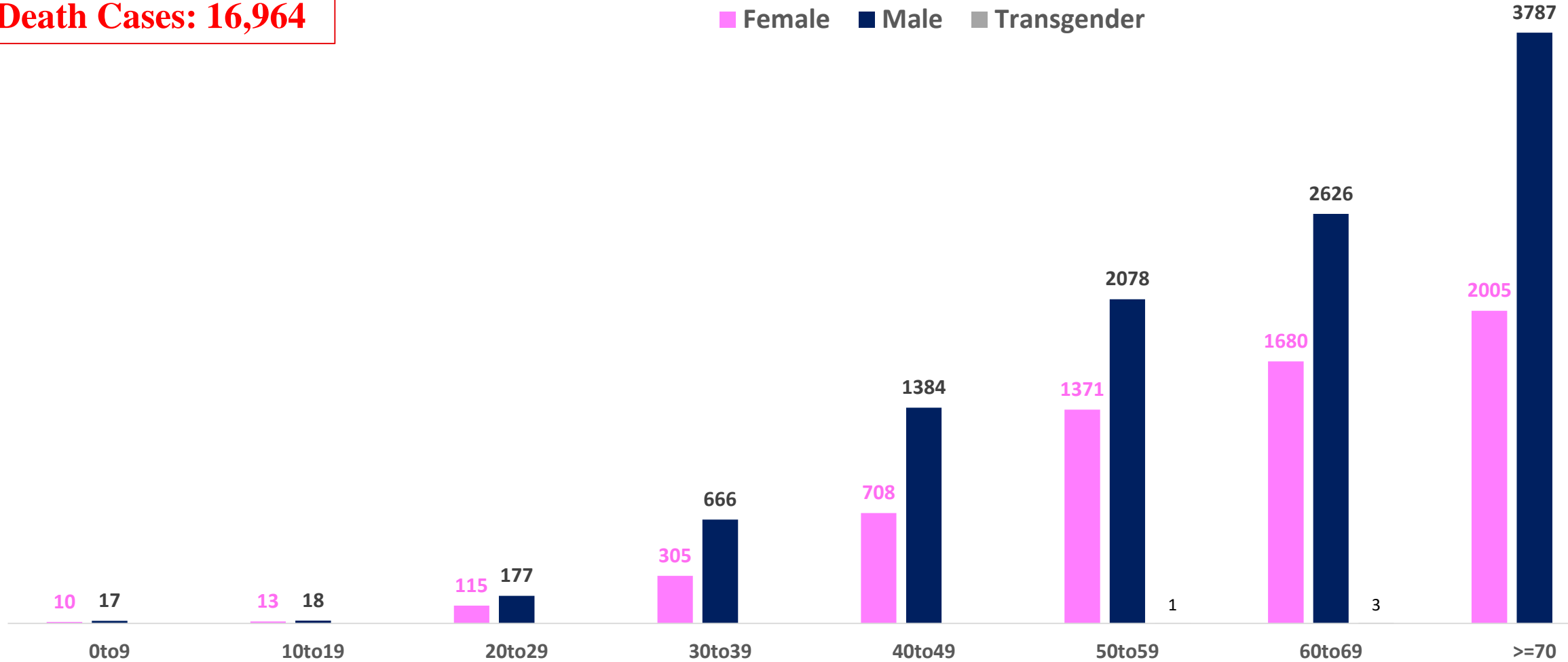


AGE AND GENDER WISE DISTRIBUTION OF DEATH CASES



Death Cases: 16,964

Female Male Transgender





VACCINATION COVERAGE AS ON 27.05.2022



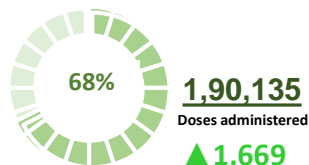
Total Doses Administered

1,91,47,625

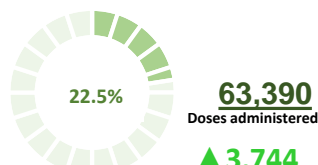
▲ 15,164

Total 12-14 years Population : 2.82 Lakhs

1ST DOSE

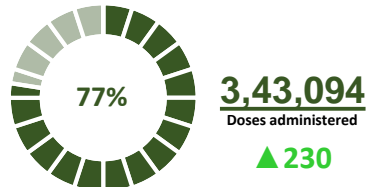


2ND DOSE

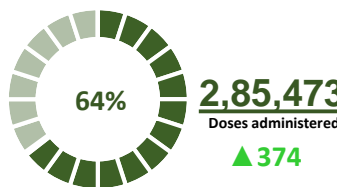


Total 15-18 years Population : 4.42 Lakhs

1ST DOSE

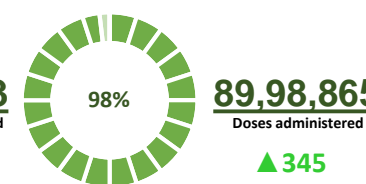


2ND DOSE

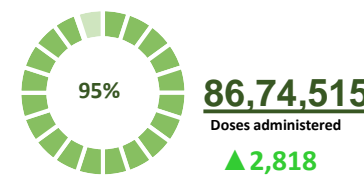


Total adult Population : 91.7 Lakhs

1ST DOSE



2ND DOSE



Priority Group*

Health Care Workers

Dose 1

2,10,309
Doses administered

▲ 0

Dose 2

2,06,444
Doses administered

▲ 0

Frontline Workers

Dose 1

3,81,805
Doses administered

▲ 8

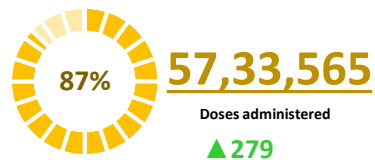
Dose 2

3,72,572
Doses administered

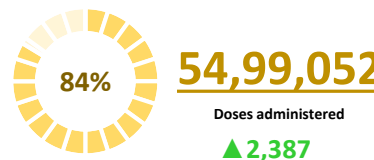
▲ 8

18 - 44 Years Coverage

Dose 1

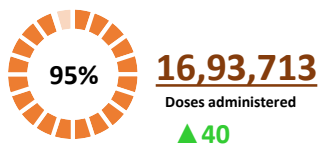


Dose 2

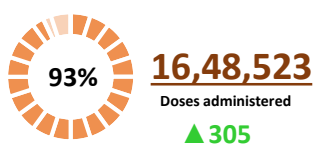


45 - 59 Years Coverage

Dose 1

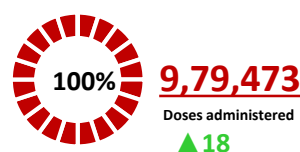


Dose 2

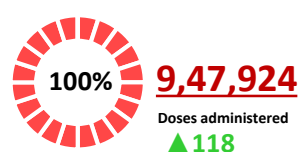


60 + Years Coverage

Dose 1



Dose 2



PRECAUTION DOSE



5,92,153
Doses administered

▲ 5,984

PRECAUTION DOSES ADMINISTERED

Health Care Workers

77,309
Booster Doses administered

▲ 212

Front Line Workers

78,690
Booster Doses administered

▲ 1,393

60 + Years Coverage

3,22,069
Booster Doses administered

▲ 1,036

18 + Years Coverage

1,14,085
Booster Doses administered

▲ 3,343

▲ indicates the increase in last 24 hours



COVID-19 SCENARIO IN BENGALURU AND OTHER METROPOLITIAN CITIES



CITY NAME	Positive Cases	Active Cases	Recovered	Deceased	Vaccine Doses Administered
New Delhi	19,05,512	1,627	18,77,677	26,208	3,42,18,923
Bengaluru*	17,87,148	1,804	17,68,380	16,964	2,20,27,358
Mumbai	10,63,351	1,797	10,41,988	19,566	2,10,76,673
Chennai	7,52,389	219	7,43,102	9,068	1,05,38,777
Kolkata	4,47,192	272	4,41,264	5,656	1,01,56,279

Source : <https://dashboard.cowin.gov.in/> at 5:40 pm (28.05.2022)
Source : <https://www.covid19bharat.org/> at 5:40 pm (28.05.2022)

*includes BBMP & Bengaluru Urban



SNAPSHOT OF COVID-19 CASES IN BENGALURU URBAN



**Total Wards With
< =5 Cases* :
171**

**Tests Conducted
On 27.05.2022:
14,029**

**Recovery
Rate:
98.95%**

**Total
Active Cases :
1,804**

**Total Vaccinated on
27.05.2022:
15,164**

**Positivity
Rate* :
1.22%**

**Active
Rate:
0.10%**

**Case
Fatality Rate* :
0.00%**



*Total positive cases In the past 7 days

*CFR and positivity is for Past 7 days



ಬೃಹತ್ ಬೆಂಗಳೂರು ಮಹಾನಗರ ಪಾಲಿಕೆ
Bruhat Bengaluru Mahanagara Palike

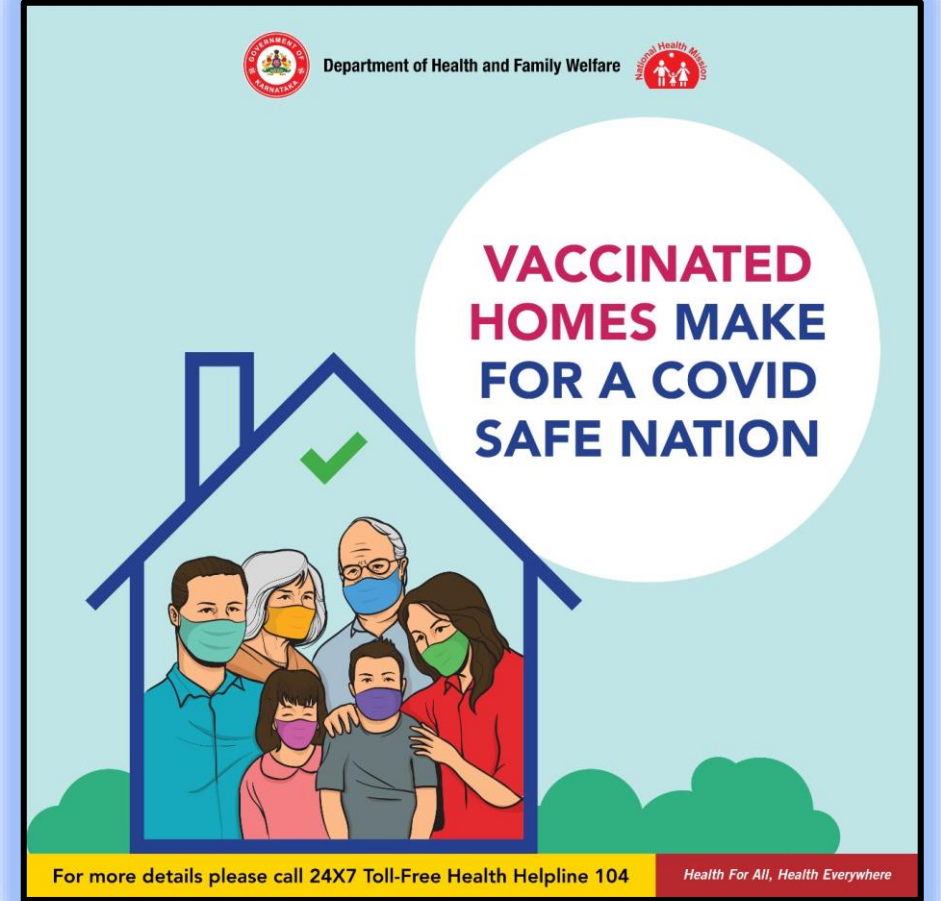


Download BBMP Bulletin	https://apps.bbmpgov.in/covid19/mediabulletin.php
For BBMPCovid19 Bed Status:	https://apps.bbmpgov.in/covid19/en/Bedstatus.php
To register for vaccination :	https://selfregistration.cowin.gov.in/
BBMP COVID19 Dashboard:	https://apps.bbmpgov.in/covid19/
Follow us on:	 www.facebook.com/bbmp.comm1/
	 twitter.com/BBMPCOMM

Issued by:

Honorable Chief Commissioner, BBMP
Special Commissioner Health & IT, BBMP
MD, Bengaluru Smart City Limited

THANK YOU !



Department of Health and Family Welfare

National Health Mission

VACCINATED HOMES MAKE FOR A COVID SAFE NATION

For more details please call 24X7 Toll-Free Health Helpline 104 Health For All, Health Everywhere

